







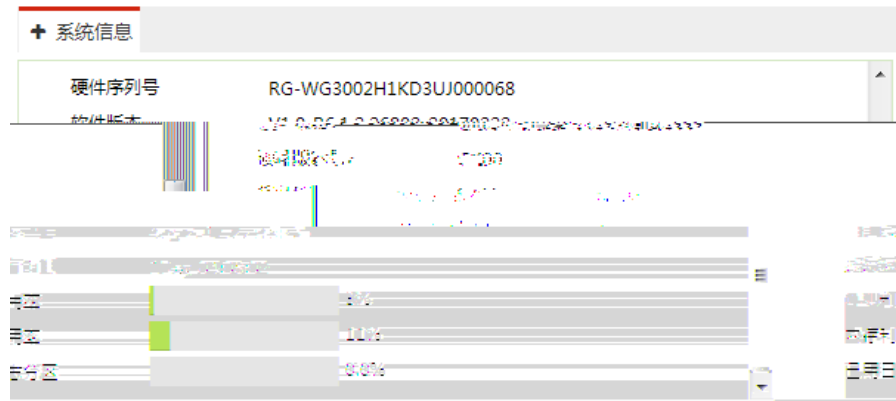


CPU/ /

Web

>>

CPU/ /



CPU

CPU

80%

CPU

80%

90%

4008111000

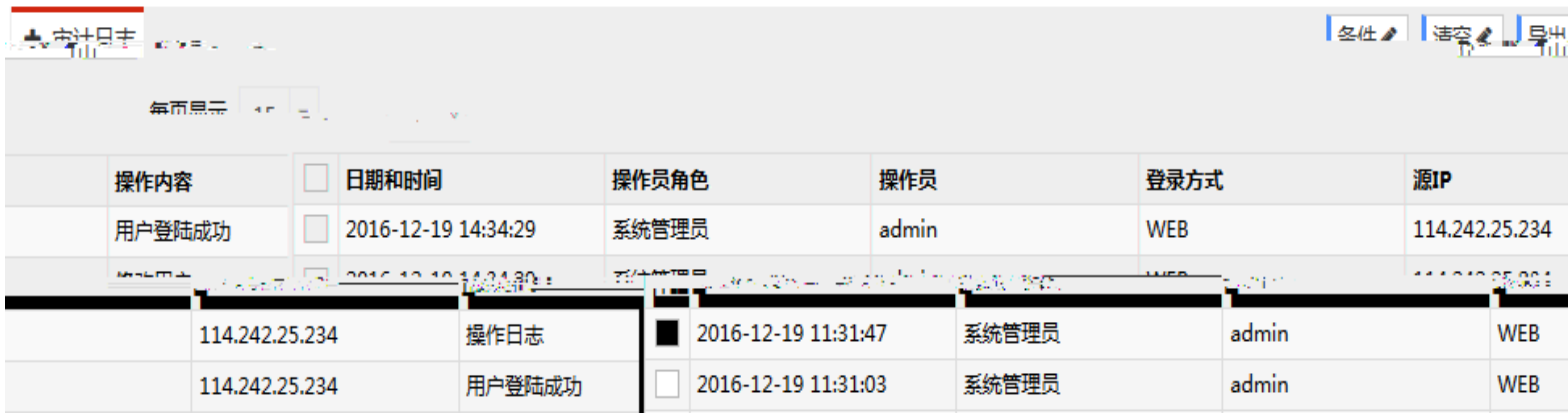
<http://webchat.ruijie.com.cn>

WEB

>

WEB

>



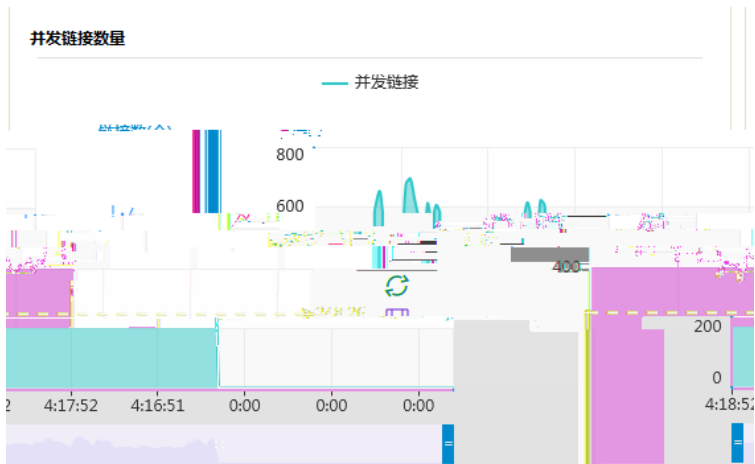
The screenshot shows a web interface for viewing audit logs. At the top, there are buttons for '操作' (Action), '清空' (Clear), and '导出' (Export). Below the buttons is a table with columns for '操作内容' (Operation Content), '日期和时间' (Date and Time), '操作员角色' (Operator Role), '操作员' (Operator), '登录方式' (Login Method), and '源IP' (Source IP). The table contains several rows of log entries, with some rows highlighted in black.

操作内容	<input type="checkbox"/> 日期和时间	操作员角色	操作员	登录方式	源IP
用户登陆成功	<input type="checkbox"/> 2016-12-19 14:34:29	系统管理员	admin	WEB	114.242.25.234
操作日志	<input type="checkbox"/> 2016-12-19 11:31:47	系统管理员	admin	WEB	114.242.25.234
114.242.25.234	操作日志	<input checked="" type="checkbox"/> 2016-12-19 11:31:47	系统管理员	admin	WEB
114.242.25.234	用户登陆成功	<input type="checkbox"/> 2016-12-19 11:31:03	系统管理员	admin	WEB

WG

>

### 并发链接数量



>



>

+ 生成报表

生成

从开始时间到结束时间

周报

报表类型

PDF

开始时间

2016-12-19



00:00:00



结束时间

2016-12-19



18:21:48



WG

Web

>

>

The screenshot displays a web-based configuration interface for a Ruijie device. The top navigation bar includes '基本信息' (Basic Information) and '日期和时间' (Date and Time). The '系统配置' (System Configuration) menu is active, showing options like '账户管理' (Account Management), '系统信息' (System Information), '备份恢复' (Backup and Recovery), and '在线升级' (Online Upgrade). The '系统信息' section is expanded to show '手工配置日期/时间' (Manual Configuration Date/Time). A table lists the configuration details:

配置方式	日期
手工配置	12/13/2016

Below this, the '告警设置' (Alert Settings) section is visible, showing 'DNS服务器' (DNS Server) and 'DNS配置' (DNS Configuration). The '时间' (Time) is set to 10:41:16.

>

> ,

WG

The screenshot shows a web-based system configuration interface. On the left is a navigation menu with '系统配置' (System Configuration) selected. The main content area is titled '+ 备份恢复' (Backup and Recovery). It features a table with columns for '备份文件' (Backup File), '备份时间' (Backup Time), and '操作' (Action). The table contains one row with a checked checkbox and a file path. To the right of the table are buttons for '刷新' (Refresh), '手工备份+' (Manual Backup), '自动备份+' (Automatic Backup), '导入' (Import), '恢复' (Restore), and '删除' (Delete). A dropdown menu is open from the '操作' column, listing '账户管理' (Account Management), '系统信息' (System Information), '备份恢复' (Backup and Recovery), and '在线升级' (Online Upgrade).

“ ” “ ” “ ” “ ”

PC



# Contents



WG

1

2 IP

3

4 Web

5 IP

6

1

1 WG

2

IP

2

IP

IP



# SQL

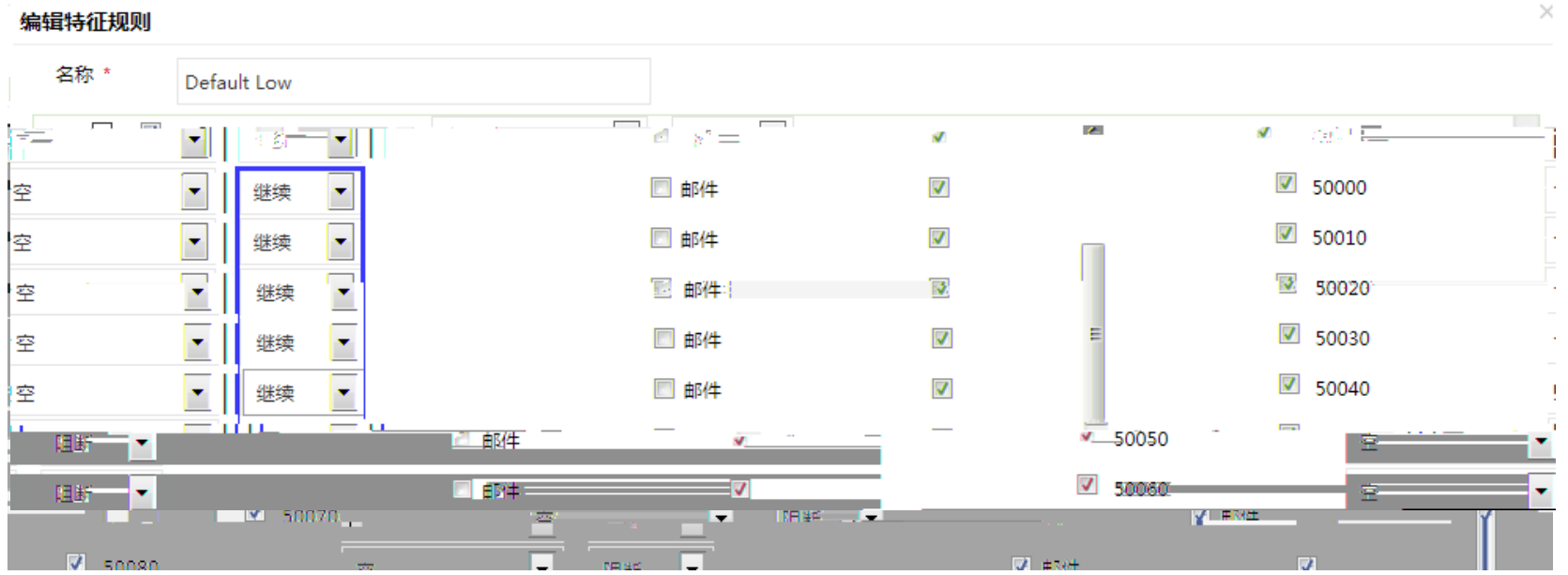
- 1 URL URL
- 2 URL IP WG" "
- 3

http://www.\*\*.\*\*/login.asp?username=123%20and%20pwd=123  
WAF IP URL HTTP  
WG 10010 and pwd=

匹配位置	HTTP请求参数
匹配特征	username=123 and pwd=123



- 2
- 1 Web >Web
  - 2 Web >Web
  - 3 Web >Web > >
- " "





# Contents



>

>

+ 系统回滚 + 恢复出厂模式



警告:

1. 该功能将导致系统恢复到出厂设置;
2. 丢失系统连接;
3. 所有的日志将丢失, 如有需要请在下一步前备份日志。



License

Web

console

1. console
2. factoryreset -R



# Contents



- 1.
- 2.
- 3.

- 1.
- 2.
- 3.

[www.ruijie.com.cn](http://www.ruijie.com.cn)

4008-111-000

console

console

- 1.

WebUI

>>



Web

1 webUI

>

>



(1) " " " " PC ( .img

(2) Web

(3) " " Web

The screenshot displays the Ruijie WebUI interface. On the left sidebar, the '系统信息' (System Information) menu item is highlighted with a red box. The main content area shows the '系统信息' (System Information) page with the following details:

Item	Value
产品名称	WebGuard应用保护系统
产品型号	RG-WG 3000E-A
软件序列号	RGWGRG-WG3002H1JDCUJ000044
硬件序列号	RG-WG3002H1JDCUJ000044
软件版本	V1.0-R6.1.2.26444-20170222
特征版本号	6.96
当前系统时间	2017/03/13 10:30:33

At the bottom of the page, there is a status bar with the text '基础对象' (Basic Object) and '00:00:00:00:00:00'.



# Contents



1  
2

>>

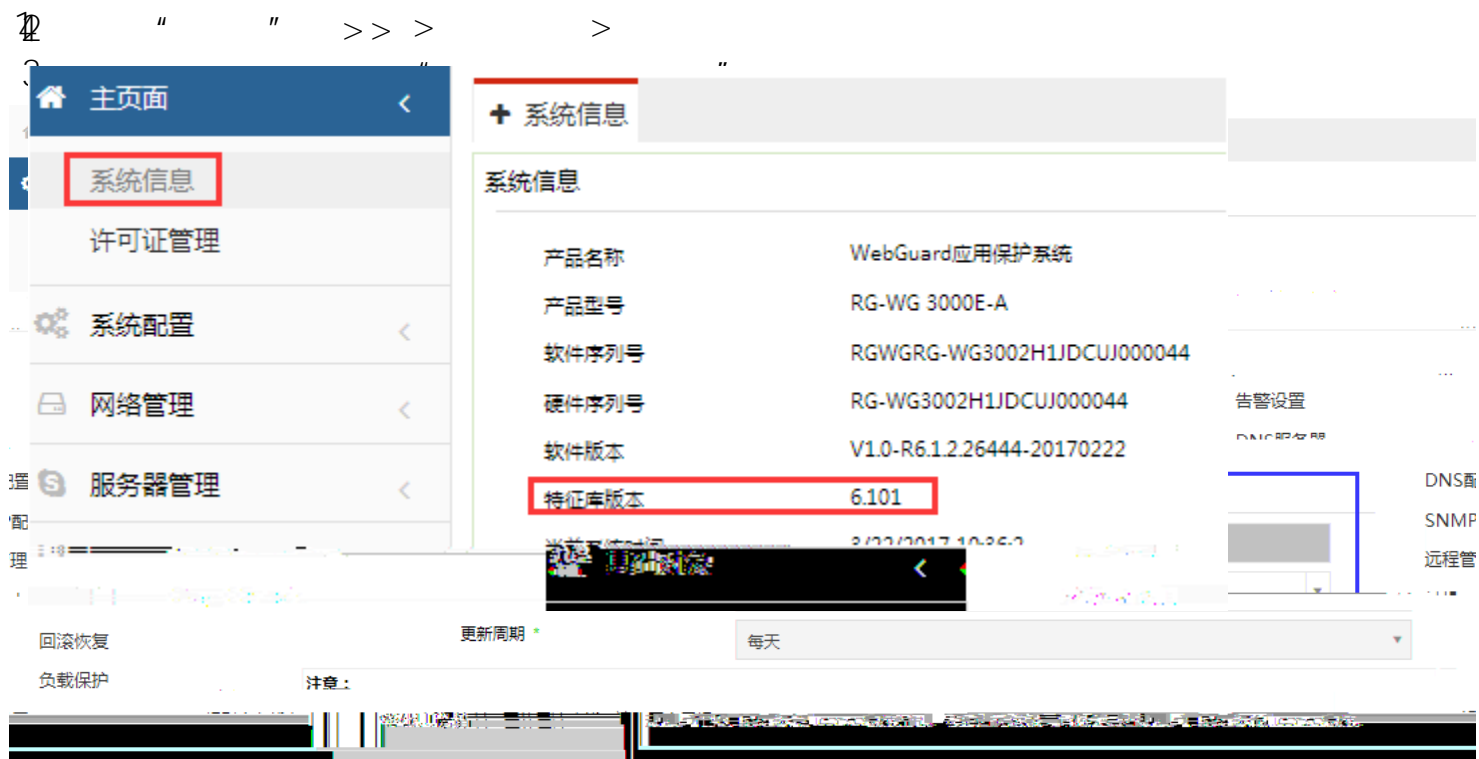
>>

WebUI > WEB

The screenshot shows a web browser window with the address bar containing 'policy.6.101.bin'. The main content area displays a message: '规则库升级成功' (Rule library upgrade successful). Below this message is a blue button labeled '确定' (Confirm). To the right, there is a sidebar with a '+ 系统' (System) section and a blue button labeled '升级' (Upgrade) which is highlighted with a red box. At the bottom, there is a '注意：' (Attention) section with the text '版本升级' (Version upgrade) and '请确保规则库升级文件有效，并在升级完成后...' (Please ensure the rule library upgrade file is valid and... after the upgrade is complete...). The footer of the page contains the URL 'www.ruijie.com.cn' and the Ruijie logo.

1  
2 WG IP 0 DNS

<http://wg2update.ruijie.com.cn:8090/upgrade/waf/pattern/>





# Contents



[www.ruijie.com.cn](http://www.ruijie.com.cn)