


RG-EG



# Contents

1	Introduction
2	Chapter 1: Network Fundamentals
3	Chapter 2: IP Addressing
4	Chapter 3: Routing
5	Chapter 4: Switching
6	Chapter 5: Network Security
7	Chapter 6: Network Troubleshooting
8	Chapter 7: Network Design
9	Chapter 8: Network Performance
10	Chapter 9: Network Management
11	Chapter 10: Network Migration
12	Chapter 11: Network Integration
13	Chapter 12: Network Optimization
14	Chapter 13: Network Expansion
15	Chapter 14: Network Upgrade
16	Chapter 15: Network Consolidation
17	Chapter 16: Network Migration
18	Chapter 17: Network Integration
19	Chapter 18: Network Optimization
20	Chapter 19: Network Expansion
21	Chapter 20: Network Upgrade
22	Chapter 21: Network Consolidation
23	Chapter 22: Network Migration
24	Chapter 23: Network Integration
25	Chapter 24: Network Optimization
26	Chapter 25: Network Expansion
27	Chapter 26: Network Upgrade
28	Chapter 27: Network Consolidation
29	Chapter 28: Network Migration
30	Chapter 29: Network Integration
31	Chapter 30: Network Optimization
32	Chapter 31: Network Expansion
33	Chapter 32: Network Upgrade
34	Chapter 33: Network Consolidation
35	Chapter 34: Network Migration
36	Chapter 35: Network Integration
37	Chapter 36: Network Optimization
38	Chapter 37: Network Expansion
39	Chapter 38: Network Upgrade
40	Chapter 39: Network Consolidation
41	Chapter 40: Network Migration
42	Chapter 41: Network Integration
43	Chapter 42: Network Optimization
44	Chapter 43: Network Expansion
45	Chapter 44: Network Upgrade
46	Chapter 45: Network Consolidation
47	Chapter 46: Network Migration
48	Chapter 47: Network Integration
49	Chapter 48: Network Optimization
50	Chapter 49: Network Expansion
51	Chapter 50: Network Upgrade
52	Chapter 51: Network Consolidation
53	Chapter 52: Network Migration
54	Chapter 53: Network Integration
55	Chapter 54: Network Optimization
56	Chapter 55: Network Expansion
57	Chapter 56: Network Upgrade
58	Chapter 57: Network Consolidation
59	Chapter 58: Network Migration
60	Chapter 59: Network Integration
61	Chapter 60: Network Optimization
62	Chapter 61: Network Expansion
63	Chapter 62: Network Upgrade
64	Chapter 63: Network Consolidation
65	Chapter 64: Network Migration
66	Chapter 65: Network Integration
67	Chapter 66: Network Optimization
68	Chapter 67: Network Expansion
69	Chapter 68: Network Upgrade
70	Chapter 69: Network Consolidation
71	Chapter 70: Network Migration
72	Chapter 71: Network Integration
73	Chapter 72: Network Optimization
74	Chapter 73: Network Expansion
75	Chapter 74: Network Upgrade
76	Chapter 75: Network Consolidation
77	Chapter 76: Network Migration
78	Chapter 77: Network Integration
79	Chapter 78: Network Optimization
80	Chapter 79: Network Expansion
81	Chapter 80: Network Upgrade
82	Chapter 81: Network Consolidation
83	Chapter 82: Network Migration
84	Chapter 83: Network Integration
85	Chapter 84: Network Optimization
86	Chapter 85: Network Expansion
87	Chapter 86: Network Upgrade
88	Chapter 87: Network Consolidation
89	Chapter 88: Network Migration
90	Chapter 89: Network Integration
91	Chapter 90: Network Optimization
92	Chapter 91: Network Expansion
93	Chapter 92: Network Upgrade
94	Chapter 93: Network Consolidation
95	Chapter 94: Network Migration
96	Chapter 95: Network Integration
97	Chapter 96: Network Optimization
98	Chapter 97: Network Expansion
99	Chapter 98: Network Upgrade
100	Chapter 99: Network Consolidation
101	Chapter 100: Network Migration


I

|

/

PWR SYS

SATA





CPU/ /

Web

CPU/ /



CPU

CPU

80%

CPU

I



/ /  
/ /



I

I

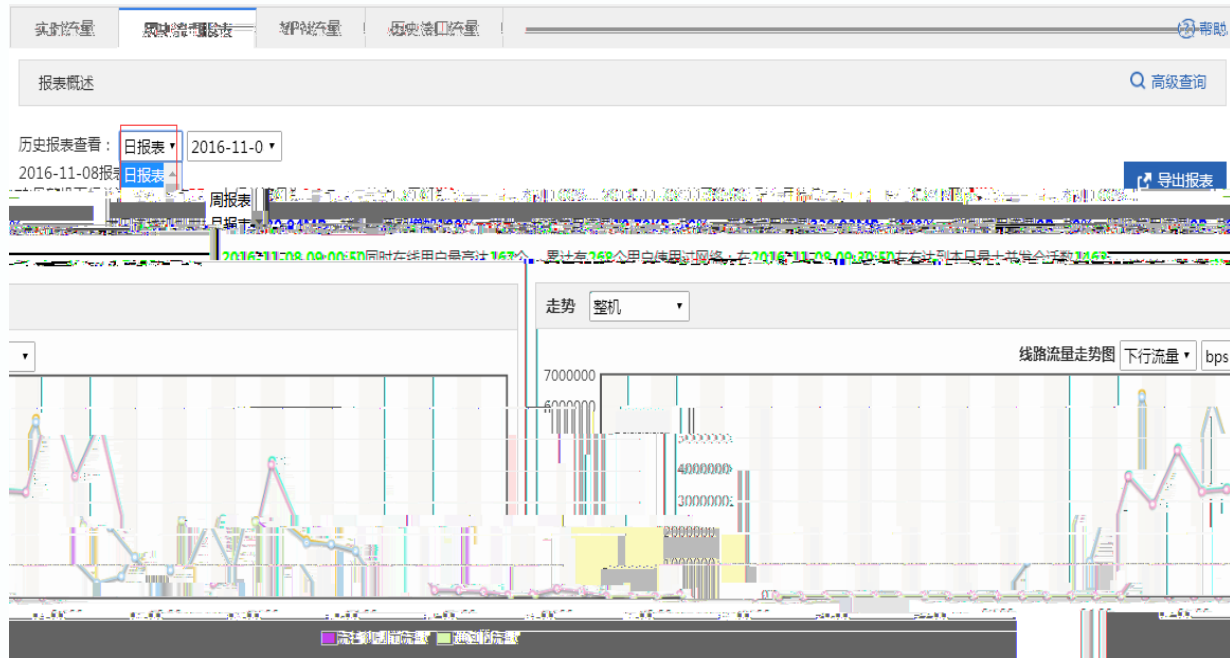
ip

### 流控策略

	 <b>关键应用</b> 1248.5Kbps ↓643.56Kbps ↑	<b>普通应用</b> 40.59Kbps ↓244.22Kbps ↑	<b>抑制应用</b> 8548.3Kbps ↓475.4Kbps ↑	
Gi0/6_电信 光纤 (10M) (电信)	<b>下行</b> ▾ <b>各类应用保障带宽</b> 带宽紧张时保障分配的带宽 <a href="#">更多配置 &gt;&gt;</a>	<input type="text" value="60%"/> 6 Mbps	<input type="text" value="20%"/> 2 Mbps	<input type="text" value="10%"/> 1 Mbps
di1:(Gi0/5) (30M) (其他)				
di2:(Gi0/4) (30M) (其他)	<b>各类应用最大带宽</b> 带宽充裕时最高允许占用的带宽	<input type="text" value="100%"/> 10 Mbps	<input type="text" value="100%"/> 10 Mbps	<input type="text" value="90%"/> 9 Mbps
di3:(Gi0/3) (30M) (其他)	<b>各类应用每IP最大带宽</b> 带宽充裕时最高允许每用户占用的带宽	<input type="text" value="70%"/> 7 Mbps	<input type="text" value="30%"/> 3 Mbps	<input type="text" value="20%"/> 2 Mbps
<b>每IP最大带宽</b> 每用户所有应用总流量不能超过的带宽限制		<input type="text" value="关闭"/>		

 复制方案  带宽升级

\* EG



I




URL

mail

请求次数	网站分类
442	IP网站
201	邮箱类...

6	apoll.m.taobao.com
7	ppws.52yuwan.com
9	mmbiz.qpic.cn
10	www.youky.com



web

EG



“

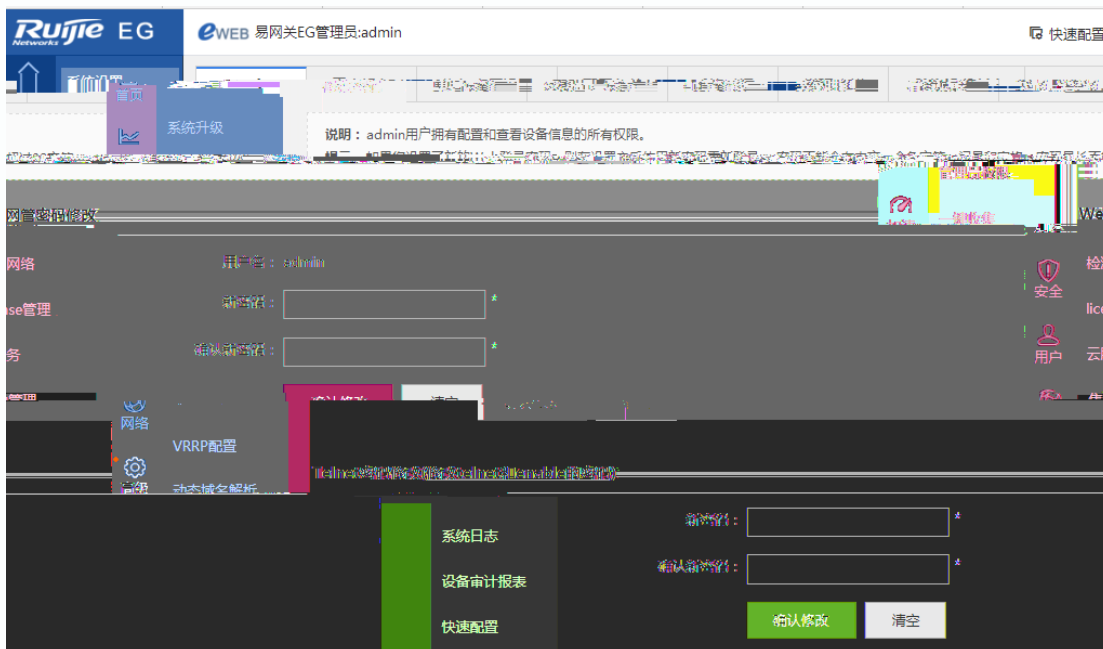
”



URL

# Web

6



telnet

Web

telnet

vpn

web

系统首页

CPU : 60.7%



内存 : 79.53%



内置存储 : 6.16%



在线用户数 :  
53

设备时间 : 2016-11-9 15:8:10  
EG2000K EG\_RGOS 11.1(6)B3T7,  
Release(03192719)

修改密码

重启设备

恢复出厂设置

配置备份

系统时间

增强功能

SNMP/SAM

温馨提醒：修改设备时间可能导致历史流量报表的审计时间出错。

提示：开启“自动与Internet 时间服务器同步”后请检查是否已经配置了正确的【DNS服务器】，否则将不能生效！

系统日期和时间

当前系统时间：2016年11月9日下午3:8:34

重新设置时间：

UTC+8



自动与Internet 时间服务器同步

通过管理口自动与Internet 时间服务器同步

确认修改

# Contents

1	Introduction
2	Network Architecture
3	Network Design
4	Network Implementation
5	Network Maintenance
6	Network Troubleshooting
7	Network Security
8	Network Performance
9	Network Scalability
10	Network Reliability
11	Network Flexibility
12	Network Cost
13	Network Sustainability
14	Network Innovation
15	Network Future

“ “ “ “ “ “

**检测当前最新版本库**

应用分类库版本: 2012.09.07.12.09.07      地址库版本: 2012.09.14.00      URL库版本: 2012-9-29

---

[连接服务器失败!](#) [检查最新版本](#) [请配置DNS服务器...](#)

dns

rgos.ruijie.com.cn

rgos.ruijie.com.cn 80


telnet rgos.ruijie.com.cn 80

DNS

rgos.ruijie.com.cn

rgos.ruijie.com.cn

ACL



IP

1.5Mbps

The screenshot displays a network configuration interface with the following settings:

应用类别	保障带宽	最大带宽	每IP最大带宽
关键应用	0Kbps ↓ 0Kbps ↑	100% (20Mbps)	10Mbps (10%)
普通应用	0Kbps ↓ 0Kbps ↑	100% (20Mbps)	10Mbps (10%)
抑制应用	0Kbps ↓ 0Kbps ↑	70%	3Mbps

Additional interface details:

- 下行 (Downstream) configuration for Gi0/3 (20M) (其他) is shown.
- 保障带宽 (Guaranteed Bandwidth) is set to 70% for Key Applications and 20% for Ordinary Applications.
- 最大带宽 (Maximum Bandwidth) is set to 100% for Key and Ordinary Applications, and 70% for Suppressed Applications.
- 每IP最大带宽 (Maximum Bandwidth per IP) is set to 10Mbps (10%) for Key and Ordinary Applications, and 3Mbps for Suppressed Applications.

IP

I

ip

/ ip



I



2

permit-inside

```
ip nat inside source static tcp 192.168.0.251 12002
```

```
interface GigabitEthernet 0/5 12002 permit-inside
```

I







## Web

## console


1. console
2. Press Ctrl+C to enter Boot Menu      ctrl+c
3. BootLoader      File management utilities      File management utilities  
     Remove a file      config.text      ctrl+z      Run

Main

## Reset

**EG2000L/K/W    EG3000XE/UE**

reset      3



# Contents

1	Introduction
2	Network Architecture
3	Network Design
4	Network Implementation
5	Network Maintenance
6	Network Troubleshooting
7	Network Security
8	Network Performance
9	Network Scalability
10	Network Reliability
11	Network Flexibility
12	Network Cost
13	Network Sustainability
14	Network Innovation
15	Network Future






EG

URL web

DNS





## Contents

4008-111-000

[webchat.ruijie.com.cn](http://webchat.ruijie.com.cn)

[support.ruijie.com.cn](http://support.ruijie.com.cn)

[www.ruijie.com.cn/service.aspx](http://www.ruijie.com.cn/service.aspx)